


# Mijn Boek

Deel 3

---

---

---



Marijke Balmaekers &  
Corien van der Heijden

## Sommen vierkanten

Je moet cijfers invullen, zodat de sommen overall kloppen.  
De eerste puzzel is al klaar. Los jij de andere  
sommenvierkanten op?

4	+	5	=	9
+		-		
3	+	2	=	5
=		=		
7		3		

9	-		=	5
-		+		
6	+		=	
=		=		
3		6		

	-	2	=	6
-		+		
4	+		=	7
=		=		
4				


7	-	3	=	
+		+		
2	+		=	6
=		=		
9				

4	+		=	9
+		-		
	+		=	5
=		=		
7		3		

	-		=	2
+		+		
	+		=	7
=		=		
7		6		

## Goed gespeld = kleuren

Kleur alleen de plaatjes als het woord eronder GOED is geschreven!

 mus	 mol	 bok	 kok	 dos
 kip	 gat	 bol	 qen	 rug
 bus	 rok	 dal	 lus	 rek
 pot	 qet	 sik	 kan	 sok
 gum	 lip	 hut	 rat	 tas

## Woorden schrijven

Kijk naar een plaatje. Wat stelt het voor? Vul dat woord in, achter of onder het nummer. Doe dit ook met de andere plaatjes. In elk hokje komt EEN letter!

A crossword puzzle grid with the following clues and images:

- 1** (Across): A door. The letter 'f' is in the 2nd cell.
- 1** (Down): A hand holding a thumbtack. The number '5' is below the image.
- 2** (Across): A bear.
- 3** (Across): A glass of beer. An arrow points to the top of the glass.
- 3** (Across): A bow. The number '3' is below the image.
- 4** (Across): A rectangular box.
- 4** (Across): A pigeon. The number '4' is below the image.
- 5** (Across): A row of five empty cells.
- 5** (Down): A column of five empty cells.
- 6** (Across): A row of six empty cells.
- 6** (Down): A column of six empty cells.
- g** (Across): A row of four cells with a black square in the 2nd cell, followed by 'g'.
- f** (Across): A row of four cells with 'f' in the 1st cell.

A crossword puzzle grid with the following clues and images:


























- 1** (Across): A row of five empty cells with 's' in the 5th cell.
- 1** (Across): A leg. The number '1' is below the image.
- 1** (Across): A face with a mohawk hairstyle. The number '1' is below the image.
- 2** (Across): A face with a ponytail hairstyle. The number '2' is below the image.
- 2** (Across): A row of four empty cells with 'i' in the 2nd cell.
- 3** (Across): A hat. The number '3' is below the image.
- 3** (Across): A chicken. The number '4' is below the image.
- 3** (Across): A slice of watermelon. The number '1' is below the image.
- 3** (Across): A rabbit. The number '3' is below the image.
- 4** (Across): A row of four empty cells.
- 4** (Down): A column of four empty cells.
- n** (Across): A row of four cells with 'n' in the 1st cell.

## Code-krakers

Je ziet allemaal gebruiksvoorwerpen en elektrische apparaten:  
die moet je gaan optellen.....

De cijfers van een som zijn nu dus voorwerpen. Jij moet  
erachter komen wat elk voorwerp waard is.....

Hulpje:  = 3

					= 15
					12
					16
					16
					14
11	15	20	13	14	14